


Name of the Company: Jindal Steel & Power Limited								
Scrip Code: 532286								
Name of the Script: JINDALSTEL								
Class of Security: Equity Share Capital								
Quarter ended: 31.12.2011								
Partly Paid-up shares			No. of partly paid up shares	As a percentage of total no. of partly paid-up shares		As a percentage of total no. of shares of the Company		
Held by Promoter/Promoter Group			0	-		-		
Held by Public			0	-		-		
Total			0	-		-		
Outstanding convertible securities:-			No. of outstanding securities	As a percentage of total no. of outstanding convertible securities		As a percentage of total no. of shares of the Company, assuming full conversion of the convertible securities		
Held by Promoter/Promoter Group			0	-		-		
Held by Public			0	-		-		
Total			0	-		-		
Warrants:-			No. of Warrants	As a percentage of total no. of Warrants		As a percentage of total no. of shares of the Company, assuming full conversion of Warrants		
Held by Promoter/Promoter Group			0	-		-		
Held by Public			0	-		-		
Total			0	-		-		
Total Paid-up Capital of the Company, assuming full conversion of warrants and convertible securities				934833818				
Category Code	Category of Shareholders	Number of Shareholders	Total Number of shares	Number of Shares Held in dematerialized form	Total Shareholding as a percentage of total number of shares		Shares Pledged or otherwise encumbered	
					As a percentage of A+B	As a percentage A+B+C	Number of shares	As a percentage
(I)	(II)	(III)	(IV)	(V)	(VI)	(VII)	(VIII)	(IX)=(VIII)/(IV)*100
(A)	Shareholding of Promoter and Promoter Group							
1	Indian							
a	Individuals/Hindu Undivided Family	22	13643572	13643572	1.46	1.46	6000	0.04
b	Central Government/State Government	0	0	0	-	-	0	0.00
c	Bodies Corporate	21	461403550	459529150	49.36	49.36	0	0.00
d	Financial Institutions/Banks	0	0	0	-	-	0	0.00
e	Any Other (specify)	0	0	0	-	-	0	0.00
	Sub-Total (A) (1)	43	475047122	473172722	50.82	50.82	6000	0.00
2	Foreign							
a	Individuals(Non-Resident Individias)	2	572400	572400	0.06	0.06	0	0.00
b	Bodies Corporate i.e. OCBs	10	71997600	71997600	7.70	7.70	0	0.00
c	Institutions	0	0	0	-	-	0	0.00
d	Any Other (specify)	0	0	0	-	-	0	0.00
	Sub-Total (A) (2)	12	72570000	72570000	7.76	7.76	0	0.00
	Total Shareholding of Promoter and Promoter Group (A)(1)+(A)(2)	55	547617122	545742722	58.58	58.58	6000	0.00
(B)	Public Shareholding							
1	Institutions							
a	Mutual Funds/UTI	174	28501534	28383854	3.05	3.05	0	0
b	Financial Institutions/Banks	34	344093	254833	0.04	0.04	0	0
c	Central Government/State Government(s)	1	9930	9930	0.00	0.00	0	0
d	Venture Capital Fund	0	0	0	-	-	0	0
e	Insurance Companies	80	44046127	44045593	4.71	4.71	0	0
f	Foreign Institutional Investors	460	199082105	198964505	21.30	21.30	0	0
g	Foreign Venture Capital Investors	0	0	0	-	-	0	0
h	Any Other (specify)	0	0	0	-	-	0	0
	Sub-Total (B) (1)	749	271983789	271658715	29.09	29.09	0	0
2	Non-institutions							
a	Bodies Corporate	2176	30482042	29857142	3.26	3.26	0	0
b	Individuals							
i	Individual Shareholders holding nominal Share Capital value upto Rs. 1 lakh	121829	71635911	52816946	7.66	7.66	0	0
ii	Individual Shareholders holding nominal Share Capital value in excess of Rs. 1 lakh	16	3313564	2818564	0.35	0.35	0	0
c	Any Other (specify)							
i	Trust	19	286511	286511	0.03	0.03	0	0
ii	NRI's	19	9514657	4306687	1.02	1.02	0	0
iii	OCB's	0	0	0	-	-	0	0

JINDAL STEEL & POWER LIMITED
 31.12.2011

iv	Foreign Nationals	1	222	222	0.00	0.00	0	0
	Sub-Total (B) (2)	126748	115232907	90086072	12.33	12.33	0	0
	Total Public Shareholding (B)= (B)(1)+(B)(2)	127497	387216696	361744787	41.42	41.42	0	0
	Total (A)+(B)	127552	934833818	907487509	100.00	100.00	6000	0.00
(C)	Share held by Custodian and against which Depository Receipts have been issued	0	0	0	-	-	0	0
(1)	Promoter and Promoter Group	0	0	0	-	-	0	0
(2)	Public	0	0	0	-	-	0	0
	Grand Total (A)+(B)+(C)	127552	934833818	907487509	100.00	100.00	6000	0.00
<p>Some promoters- Bodies corporate have multiple folios. Their folios have been merged and their aggregate shareholding has been shown in the above statement. Therefore, number of shareholders in this statement is 127552. Actual number of shareholders is 127561.</p>								




(1)(b) Statement showing holding of securities (including shares, warrants, convertible securities) of persons belonging to the Category "Promoter and Promoter Group" - as on 31.12.2011

S.no.	Name of the Shareholder	Details of Shares Held		Encumbered shares		Details of warrants		Details of Convertible securities		Total shares (including underlying shares assuming full conversion of warrants and convertible securities) as a % of diluted share capital
		Number of Shares held	Shares as a percentage of total number of shares (i.e. Grand Total (A)+(B)+(C) indicated in Statement at para (I)(a) above	Number	As a percentage	Number of warrants held	As a % of total number of warrants of the same class	Number of convertible securities held	As a % of total number of convertible securities of the same class	
(I)	(II)	(III)	(IV)	(V)	(VI)=(V)/(III)*100	(VII)	(VIII)	(IX)	(X)	(XI)
	Individuals/HUF									
1	ABHYUDAY JINDAL	177600	0.02	0	0.00	0	0	0	0	0
2	ARTI JINDAL	115080	0.01	0	0.00	0	0	0	0	0
3	DEEPIKA JINDAL	1010100	0.11	0	0.00	0	0	0	0	0
4	NAVEEN JINDAL	2750714	0.29	0	0.00	0	0	0	0	0
5	NAVEEN JINDAL (HUF)	2248230	0.24	0	0.00	0	0	0	0	0
6	PARTH JINDAL	220620	0.02	0	0.00	0	0	0	0	0
7	PRITHVI RAJ JINDAL	285150	0.03	0	0.00	0	0	0	0	0
8	PRITHVI RAJ JINDAL (HUF)	1804230	0.19	0	0.00	0	0	0	0	0
9	RATAN JINDAL	203070	0.02	0	0.00	0	0	0	0	0
10	RATAN JINDAL (HUF)	791370	0.08	0	0.00	0	0	0	0	0
11	S K JINDAL AND SONS HUF	1664610	0.18	0	0.00	0	0	0	0	0
12	SAJJAN JINDAL	381990	0.04	0	0.00	0	0	0	0	0
13	SANGITA JINDAL	375300	0.04	0	0.00	0	0	0	0	0
14	SAVITRI DEVI JINDAL	1116540	0.12	0	0.00	0	0	0	0	0
15	SEEMA JAJODIA	7200	0.00	0	0.00	0	0	0	0	0
16	SMINU JINDAL	64500	0.01	0	0.00	0	0	0	0	0
17	SUSHIL BHUWALKA	41988	0.00	6000	14.29	0	0	0	0	0
18	TANVI JINDAL	96000	0.01	0	0.00	0	0	0	0	0
19	TARINI JINDAL	96000	0.01	0	0.00	0	0	0	0	0
20	TRIPTI JINDAL	97440	0.01	0	0.00	0	0	0	0	0
21	URMILA BHUWALKA	2960	0.00	0	0.00	0	0	0	0	0
22	URVI JINDAL	92880	0.01	0	0.00	0	0	0	0	0
	Total	13643572	1.46	6000	0.04	0.00	0.00	0	0	0
	Corporate Bodies									
1	ABHINANDAN INVESTMENTS LIMITED	6490800	0.69	0	0.00	0	0	0	0	0
2	COLARADO TRADING CO LTD	16591020	1.77	0	0.00	0	0	0	0	0
3	EVER PLUS SECURITIES AND FINANCE LIMITED	8034150	0.86	0	0.00	0	0	0	0	0
4	GAGAN INFRAENERGY LIMITED	66954060	7.16	0	0.00	0	0	0	0	0
5	GAGAN TRADING COMPANY LIMITED	19634340	2.10	0	0.00	0	0	0	0	0
6	GOSWAMIS CREDITS & INVESTMENT LIMITED	7022400	0.75	0	0.00	0	0	0	0	0
7	HEXA SECURITIES AND FINANCE CO LTD	39449460	4.22	0	0.00	0	0	0	0	0
8	JINDAL EQUIPMENT LEASING AND CONSULTANCY	38879310	4.16	0	0.00	0	0	0	0	0
9	JINDAL SEAMLESS TUBES LIMITED	4042080	0.43	0	0.00	0	0	0	0	0
10	JINDAL SOUTH WEST HOLDINGS LIMITED	3685800	0.39	0	0.00	0	0	0	0	0
11	MANJULA FINANCES LTD	7472040	0.80	0	0.00	0	0	0	0	0
12	MANSAROVER INVESTMENTS LIMITED	30377700	3.26	0	0.00	0	0	0	0	0
13	MEREDITH TRADERS PVT LTD	3377640	0.36	0	0.00	0	0	0	0	0
14	NALWA ENGINEERING CO LTD	5978280	0.64	0	0.00	0	0	0	0	0
15	NALWA INVESTMENTS LIMITED	6421350	0.69	0	0.00	0	0	0	0	0
16	OPELINA FINANCE AND INVESTMENT (P) LTD	76756960	8.21	0	0.00	0	0	0	0	0
17	RENUKA FINANCIAL SERVICES LTD	5890740	0.63	0	0.00	0	0	0	0	0
18	ROHIT TOWER BUILDING LTD	249600	0.03	0	0.00	0	0	0	0	0
19	STAINLESS INVESTMENTS LIMITED	11543280	1.23	0	0.00	0	0	0	0	0
20	SUN INVESTMENTS LIMITED	86978940	9.30	0	0.00	0	0	0	0	0
21	VRINDAVAN SERVICES PRIVATE LIMITED	15573600	1.67	0	0.00	0	0	0	0	0
	TOTAL	461403550	49.36	0	0.00	0.00	0	0	0	0
	Non Resident (Individuals)									
1	SARIKA JHUNJHUNWALA	527400	0.06	0	0.00	0	0	0	0	0
2	SARIKA JHUNJHUNWALA & GIRISH JHUNJHUNWALA	45000	0.00	0	0.00	0	0	0	0	0
	TOTAL	572400	0.06	0	0.00	0.00	0	0	0	0
	OCB's									
1	NACHO INVESTMENTS LIMITED	7440000	0.80	0	0.00	0	0	0	0	0
2	TEMPLAR INVESTMENTS LIMITED	7437840	0.80	0	0.00	0	0	0	0	0
3	MENDEZA HOLDINGS LIMITED	7431060	0.79	0	0.00	0	0	0	0	0
4	JARGO INVESTMENTS LIMITED	7430400	0.79	0	0.00	0	0	0	0	0
5	VAVASA INVESTMENTS LIMITED	7404480	0.79	0	0.00	0	0	0	0	0
6	HESTON SECURITIES LIMITED	7329360	0.78	0	0.00	0	0	0	0	0
7	PENTEL HOLDING LIMITED	7200000	0.77	0	0.00	0	0	0	0	0
8	ESTRELA INVESTMENT COMPANY LIMITED	7176000	0.77	0	0.00	0	0	0	0	0
9	SARMENTO HOLDINGS LIMITED	7156740	0.77	0	0.00	0	0	0	0	0
10	BEAUFIELD HOLDINGS LIMITED	5991720	0.64	0	0.00	0	0	0	0	0
	TOTAL	71997600	7.70	0	0.00	0.00	0	0.00	0	0.00
	GRAND TOTAL	547617122	58.58	6000	0.00	0.00	0.00	0	0.00	0.00

(1)(c)(i) Statement showing holding of securities (including shares, warrants, convertible securities) of persons belonging to the Category "Public" and holding more than 1% of the total number of shares

S.no.	Name of Shareholder	Number of Shares held	Shares as a percentage of total number of shares (i.e. Grand Total (A)+(B)+(C) indicated in Statement at para (I)(a) above)	Details of warrants		Details of Convertible securities		Total shares (including underlying shares assuming full conversion of warrants and convertible securities) as a % of diluted share capital
				Number of warrants held	As a % of total number of warrants of the same class	Number of convertible securities held	% w.r.t. total number of convertible securities	
1	HSBC GLOBAL INVESTMENT FUNDS A/C HSBC GLOBAL INVESTMENT FUNDS MAURITIUS LIMITED	17289394	1.85	-	0	-	0	0
2	ICICI PRUDENTIAL LIFE INSURANCE COMPANY LTD	16482136	1.76	-	0	-	0	0
3	LAZARD ASSET MANAGEMENT LLC A/C LAZARD EMERGING MARKETS PORTFOLIO	14990065	1.60	-	0	-	0	0
	TOTAL	48761615	5.22	0	0	0	0	0




(Handwritten signature)

(1)(c)(ii) Statement showing holding of securities (Including shares, warrants, convertible securities) of persons (together with PAC) belonging to the Category "Public" and holding more than 5% of the total number of shares of the Company								
S.no.	Name(s) of Shareholder(s) and the Persons Acting in Concert (PAC) with them	Number of Shares	Shares as a percentage of total number of shares (i.e. Grand Total (A)+(B)+(C) indicated in Statement at para (1)(a) above)	Details of warrants		Details of Convertible securities		Total shares (including underlying shares assuming full conversion of warrants and convertible securities) as a % of diluted share capital
				Number of warrants held	As a % of total number of warrants of the same class	Number of convertible securities held	% w.r.t. total number of convertible securities of the	
1				-	-	0	-	0
2	NIL			-	-	0	-	0
3				-	-	0	-	0
TOTAL		0	0	0	0	0	0	0

(1)(d) Statement showing details of locked-in-shares				
S.no.	Name of Shareholder	*Category of Shareholders (Promoters/Public)	Number of locked in Shares	Locked-in shares as a percentage of shares (i.e. Grand total of (A)+(B)+(C) indicated in statement at para (1)(a) above)
1				
2	NIL			

(1)(a) Statement showing details of Depository Receipts (DRs)			
S.no.	Type of Outstanding DR (ADRs, GDRs, SDRs, etc)	Number of outstanding DRs	Number of Shares Underlying Outstanding DRs
1			
2	NIL		
3	Total		

(1)(b) Statement showing holding of Depository Receipts (DRs), where underlying shares held by 'promoter/promoter group' are in excess of 1% of the total number of shares				
S.no.	Name of the DR Holder	Type of Outstanding DR (ADRs, GDRs, SDRs, etc)	Number of shares underlying outstanding DRs	Shares underlying outstanding DRs as a percentage of total number of shares (i.e., Grand Total(A)+(B)+(C) indicated in statement at para (1)(a) above)
1				
2	NIL			
3	Total			



FORM A			
SHAREHOLDING PATTERN SUMMARY FOR FREE-FLOAT INDICES			
Name of the Company : JINDAL STEEL & POWER LIMITED			
Scrip Code: 532286		Quarter Ended 31.12.2011	
Category Code	Category	No. of Shares Held	% of Shareholding
I	CONTROLLING/STRATEGIC HOLDINGS		
A	BASED IN INDIA		
1	Indian Individuals/HUFs & Relatives	13643572	1.46
2	*Indian Corporate Bodies/ Trusts/ Partnerships	461403550	49.36
3	Persons Acting in Concert (also include Suppliers/ Customers)	0	-
4	Other Directors & Relatives (other than in 1 above)	247000	0.03
5	Employee Welfare Trusts/ESOPs (already converted into shares but locked in)	0	-
6	Banks/Financial Institutions	0	-
7	Central/ State Govt.	0	-
8	Central/ State Govt. Institutions	0	-
9	Venture Funds/ Private Equity Funds	0	-
	Sub Total A	475294122	50.84
B	BASED OVERSEAS		
10	Foreign Individuals (including FDI)	0	-
11	Foreign Corporate Bodies (including FDI)	0	-
12	Non Resident Indians (Individuals)	572400	0.06
13	Non Resident Indian Corporate Bodies (OCB's)	71997600	7.70
	Sub Total B	72570000	7.76
C	GDRs/ADRs/ ADSs	0	0
	Sub Total C		
D	OTHERS (Please specify here)	0	0
	Sub Total D		
E	ANY OTHER SHARES LOCKED-IN (except covered above)	0	0
	Sub Total E		
	Sub Total I	547864122	58.61
II	FREE FLOAT	No. of Shares Held	% of Shareholding
A	BASED IN INDIA		
1	Indian Individuals/HUFs	70601225	7.55
2	Indian Corporate Bodies/Partnerships	30482042	3.26
3	Independent Directors & Relatives	0	-
4	Present Employees	4101250	0.44
5	Banks/Financial Institutions	344093	0.04
6	Central/State Govt.	9930	0.00
7	Central/ State Govt. Institutions	0	-
8	Insurance Companies	44046127	4.71
9	Mutual Funds	28501534	3.05
10	Venture Funds/ Private Equity Funds	0	-
11	Customers	0	-
12	Suppliers	0	-
13	Trust	286511	0.03
	Sub Total A	178372712	19.08
B	BASED OVERSEAS		
13	Foreign Individuals	222	0.00
14	Foreign Corporate Bodies	0	-
15	Foreign Institutional Investors (SEBI-registered)	199082105	21.30
16	Non Resident Indians (Individuals)	9514657	1.02
17	Non Resident Indian Corporate Bodies	0	-
	Sub Total B	208596984	22.31
C	GDRs/ADRs/ADSs	0	0
	Sub Total C		
D	OTHERS (Please specify here)	0	0
	Sub Total D		
	Sub Total II	386969696	41.39
	Grand Total	934833818	100.00
BROAD SUMMARY OF HOLDINGS		No. of Shares Held	% of Shareholding
Total Controlling/ Strategic Holdings		547864122	58.61
Total Free-float		386969696	41.39
Grand Total		934833818	100.00
SUMMARY OF DOMESTIC/FOREIGN HOLDINGS		No. of Shares Held	% of Shareholding
Total Domestic Holding		65366834	69.92
Total Foreign Holding		281166984	30.08
Grand Total		934833818	100.00

