


(1)(a) Statement Showing Shareholding Pattern


JINDAL STEEL & POWER LIMITED

Name of the Company		JINDALSTELEQ	532286					
Scrip Code		31.12.2009						
AS ON								
Category Code	Category of Shareholders	Number of Shareholders	Total Number of shares	Number of Shares Held in dematerialized form	Total Shareholding as a percentage of total number of shares		Shares Pledged or otherwise encumbered	
					As a percentage of A+B	As a percentage A+B+C	Number of shares	As a percentage
(I)	(II)	(III)	(IV)	(V)	(VI)	(VII)	(VIII)	(IX)=(VIII)/(V)*100
(A)	Shareholding of Promoter and Promoter Group							
1	Indian							
a	Individuals/Hindu Undivided Family	24	12568462	6068572	1.35	1.35	0	0.00
b	Central Government/State Government	0	0	0	-	-	0	0.00
c	Bodies Corporate	21	460193130	347254170	49.44	49.44	0	0.00
d	Financial Institutions/Banks	0	0	0	-	-	0	0.00
e	Any Other (specify)	0	0	0	-	-	0	0.00
	Sub-Total (A) (1)	45	472761592	353322742	50.79	50.79	0	0.00
2	Foreign							
a	Individuals(Non-Resident Individuals)	1	527400	527400	0.06	0.06	0	0.00
b	Bodies Corporate i.e. OCBs	10	71997600	71997600	7.74	7.74	0	0.00
c	Institutions	0	0	0	-	-	0	0.00
d	Any Other (specify)	0	0	0	-	-	0	0.00
	Sub-Total (A) (2)	11	72525000	72525000	7.79	7.79	0	0.00
	Total Shareholding of Promoter and Promoter Group (A)(1)+(A)(2)	56	545286592	425847742	58.58	58.58	0	0.00
(B)	Public Shareholding							
1	Institutions							
a	Mutual Funds/UTI	140	28536066	28415986	3.07	3.07	0	0
b	Financial Institutions/Banks	41	469329	367389	0.05	0.05	0	0
c	Central Government/State Government(s)	0	0	0	-	-	0	0
d	Venture Capital Fund	0	0	0	-	-	0	0
e	Insurance Companies	6	749204	699404	0.08	0.08	0	0
f	Foreign Institutional Investors	458	212195948	212078348	22.80	22.80	0	0
g	Foreign Venture Capital Investors	0	0	0	-	-	0	0
h	Any Other (specify)	0	0	0	-	-	0	0
	Sub-Total (B) (1)	645	241950547	241561127	25.99	25.99	0	0
2	Non-Institutions							




a	Bodies Corporate	2530	46169092	45441152	4.96	4.96	0	0
b	Individuals						0	0
I	Individual Shareholders holding nominal Share Capital value upto Rs. 1 lakh	131748	81236107	57939911	8.73	8.73	0	0
II	Share Capital value in excess of Rs. 1 lakh	24	5041192	3952792	0.54	0.54	0	0
c	Any Other (specify)						0	0
i	Trust	13	153732	153732	0.02	0.02	0	0
ii	NRI's	2786	10943032	4384612	1.18	1.18	0	0
iii	OCB's	2	1320	1320	0.00	0.00	0	0
iv	Foreign Nationals	1	222	222	0.00	0.00	0	0
	Sub-Total (B) (2)	137104	143544697	111873741	15.42	15.42	0	0
	Total Public Shareholding (B)= (B)(1)+(B)(2)	137749	385495244	353434868	41.42	41.42	0	0
	Total (A)+(B)	137805	930781836	779282610	100.00	100.00	0	0.00
(C)	Share held by Custodian and against which Depository Receipts	0	0	0	-	-	0	0
	Grand Total (A)+(B)+(C)	137805	930781836	779282610	100.00	100.00	0	0.00

Some promoters- individuals and Bodies corporate have multiple folios. There folios have merged and their aggregate shareholding has been shown in the above statement. Therefore, number of shareholders in this statement is 137805. Actual number of shareholders is 137827



**(1)(b) Statement showing shareholding of persons belonging to the Category
"Promoter and Promoter Group" - as on 31.12.2009**

S.no.	Name of Shareholder	Total Shares Held		Shares Pledged or otherwise encumbered		
		Number of Shares	Shares as a percentage of total number of shares (i.e. Grand Total (A)+(B)+(C) indicated in Statement at para (I)(a) above	Number	As a percentage	As A % of Grand total (A)+(B)+(C) of sub-clause (I) (a)
(I)	(II)	(III)	(IV)	(V)	(VI)=(V)/(III)*100	(VII)
	Individuals/HUF					
1	NAVEEN JINDAL & SONS HUF	2248230	0.24	0	-	-
2	PRITHVI RAJ JINDAL (HUF)	1804230	0.19	0	-	-
3	NAVEEN JINDAL	1710714	0.18	0	-	-
4	SAVITRI DEVI JINDAL	1116540	0.12	0	-	-
5	DEEPIKA JINDAL	1010100	0.11	0	-	-
6	S K JINDAL & SONS (HUF)	855450	0.09	0	-	-
7	S K JINDAL (HUF)	809160	0.09	0	-	-
8	R K JINDAL & SONS (HUF)	419250	0.05	0	-	-
9	SAJJAN KUMAR JINDAL	381990	0.04	0	-	-
10	SANGEETA JINDAL	375300	0.04	0	-	-
11	R K JINDAL (HUF)	372120	0.04	0	-	-
12	PRITHVI RAJ JINDAL	285150	0.03	0	-	-
13	PARTH JINDAL	220620	0.02	0	-	-
14	RATAN KUMAR JINDAL	203070	0.02	0	-	-
15	ABHYUDAY JINDAL	177600	0.02	0	-	-
16	ARTI JINDAL	115080	0.01	0	-	-
17	TRIPTI JINDAL	97440	0.01	0	-	-
18	TANVI JINDAL	96000	0.01	0	-	-
19	TARINI JINDAL	96000	0.01	0	-	-
20	URVI JINDAL	92880	0.01	0	-	-
21	S MINU JINDAL	64500	0.01	0	-	-
22	SEEMA JAJODIA	7200	0.00	0	-	-
23	URMILA BHUWALKA	6060	0.00	0	-	-
24	SUSHIL BHUWALKA	3778	0.00	0	-	-
	Total	12568462	1.35	0	0.00	0.00
	CORPORATE BODIES					
1	SUN INVESTMENTS LIMITED	86978940	9.34	0	-	-
2	OPELINA FINANCE AND INVESTMENT LTD	75546540	8.12	0	-	-
3	GAGAN SPONGE IRON LIMITED	66954060	7.19	0	-	-
4	HEXA SECURITIES & FINANCE CO I.TD.	39449460	4.24	0	-	-
5	JINDAL EQUIPMENT LEASING AND CONSULTANCY SERVICES	38879310	4.18	0	-	-
6	MANSAROVER INVESTMENTS LTD	30377700	3.26	0	-	-
7	GAGAN TRADING CO LTD	19634340	2.11	0	-	-
8	COLORADO TRADING CO LTD	16591020	1.78	0	-	-
9	VRINDAVAN SERVICES PRIVATE LIMITED	15573600	1.67	0	-	-
10	STAINLESS INVESTMENTS LIMITED	11543280	1.24	0	-	-
11	EVER PLUS SECURITIES AND FINANCE LIMITED	8034150	0.86	0	-	-
12	MANJULA FINANCES LIMITED.	7472040	0.80	0	-	-
13	GOSWAMIS CREDITS & INVESTMENT LIMITED	7022400	0.75	0	-	-
14	ABHINANDAN INVESTMENT LTD	6490800	0.70	0	-	-
15	NALWA INVESTMENTS LIMITED	6421350	0.69	0	-	-
16	NALWA ENGINEERING CO LTD	5978280	0.64	0	-	-
17	RENUKA FINANCIAL SERVICES LIMITED	5890740	0.63	0	-	-
18	JINDAL SEAMLESS TUBES LIMITED	4042080	0.43	0	-	-
19	JINDAL SOUTH WEST HOLDINGS LIMITED	3685800	0.40	0	-	-
20	MEREDITH TRADERS PVT LTD	3377640	0.36	0	-	-
21	ROHIT TOWERS BUILDING LTD	249600	0.03	0	-	-
	TOTAL	460193130	49.44	0	0.00	0.00
	Non Resident (Individuals)					
1	SARIKA JHUNJHUNWALA	527400	0.06	0	-	-
	TOTAL	527400	0.06	0	0.00	0.00
	OCB's					
1	NACHO INVESTMENTS LIMITED	7440000	0.80	0	-	-
2	TEMPLAR INVESTMENTS LIMITED	7437840	0.80	0	-	-
3	MENDEZA HOLDINGS LIMITED	7431060	0.80	0	-	-
4	JARGO INVESTMENTS LIMITED	7430400	0.80	0	-	-
5	VAVASA INVESTMENTS LIMITED	7404480	0.80	0	-	-
6	HESTON SECURITIES LIMITED	7329360	0.79	0	-	-
7	PENTEL HOLDING LIMITED	7200600	0.77	0	-	-
8	ESTRELA INVESTMENT COMPANY LIMITED	7176000	0.77	0	-	-
9	SARMENTO HOLDINGS LIMITED	7156740	0.77	0	-	-
10	BEAUFIELD HOLDINGS LIMITED	5991720	0.64	0	-	-
	TOTAL	71997600	7.74	0	-	-
	GRAND TOTAL	545286592	58.58	0	0.00	0.00



(1)(c) Statement showing shareholding of persons belonging to the Category "Public" and holding more than 1% of the total number of shares

S.no.	Name of Shareholder	Number of Shares	Shares as a percentage of total number of shares (i.e. Grand Total (A)+(B)+(C)indicated in Statement at para (1)(a) above
1	HSBC GLOBAL INVESTMENT FUNDS A/C HSBC GLOBAL INVESTMENT FUNDS MAURITIUS LIMITED	31800000	3.42
2	ICICI PRUDENTIAL LIFE INSURANCE COMPANY LTD	9404511	1.01
	TOTAL	41204511	4.43

(1)(d) Statement showing details of locked-in-shares

S.no.	Name of Shareholder	Category of Shareholders (Promoters/ Public)	Number of locked in Shares	Locked-in shares as a percentage of shares (ie. Grand total of (A)+(B)+ (C) indicated in statement at para (1) (a) above
1				
2	NIL			

(III) (a) Statement showing details of Depository Receipts (DRs)

S.no.	Type of Outstanding DR (ADRs,GDRs, SDRs,etc)	Number of outstanding DRs	Number of Sharees Underlying Outstanding DRs
1			
2	NIL		
3			
	Total		

(III) (b) Statement showing Holding of Depository Receipts (DRs) where underlying shares are In excess of 1 % of the total number of shares

S.no.	Name of the DR Holder	Type of Outstanding DR (ADRs, GDRs,SDRs, etc)	Number of shares underlying outstanding DRs
1			
2	NIL		
3			
	Total		

